

## Description

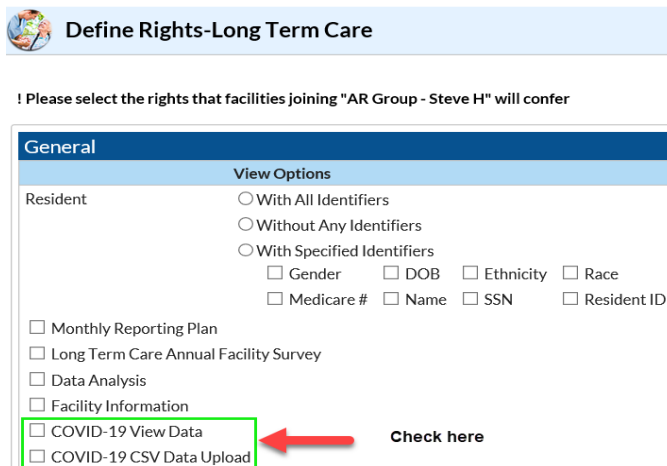
As part of CDC’s ongoing COVID-19 response, the NHSN Long term Care Facility (LTCF) Component has introduced a new COVID-19 Module for LTCFs. Facilities eligible to report into the LTCF COVID-19 Module include enrolled nursing homes/skilled nursing, long-term care for the developmentally disabled, and assisted living facilities. The new module is made up of 4 separate pathways: (1) Resident Impact and Facility Capacity, (2) Staff and Personnel Impact, (3) Supplies and Personal Protective Equipment and (4) ventilator capacity and supplies. COVID-19 data are expected to be collected at the same time but may be reported into the application retrospectively. NHSN anticipates that Health Departments (HDs) will use the summary data for situational awareness and for some public health response.

## Access to COVID-19 Summary: Define Rights Template (DRT)

In the Module, HD Groups will be able to access data from their facilities once the data have been entered. NHSN’s Agreement to Participate and Consent accommodates the sharing of summary data for Public Health Response in instances such as these. Access to COVID-19 summary are provided in one of the following ways:

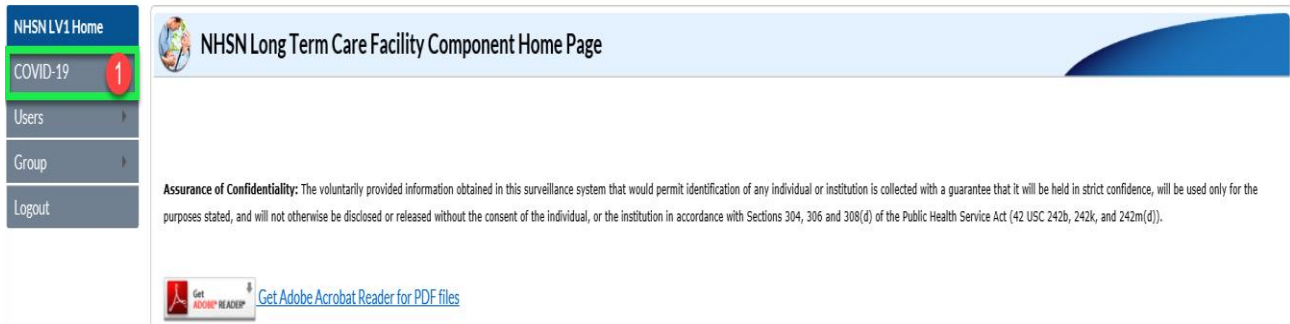
- HD Groups who have an existing DRT can access summary data for only facilities that have already conferred rights to the Group at the time when the module was deployed.
- New HD Groups who have not set up a DRT at the time when the Module was deployed will have to manually check the COVID-19 checkbox and follow the normal process of setting up a Group in NHSN.

Additionally, Groups do not have to generate analysis datasets to view or to export these summary data. Access to the COVID-19 summary data is included in the General section of the Define Rights Template as shown in the screen shot below.

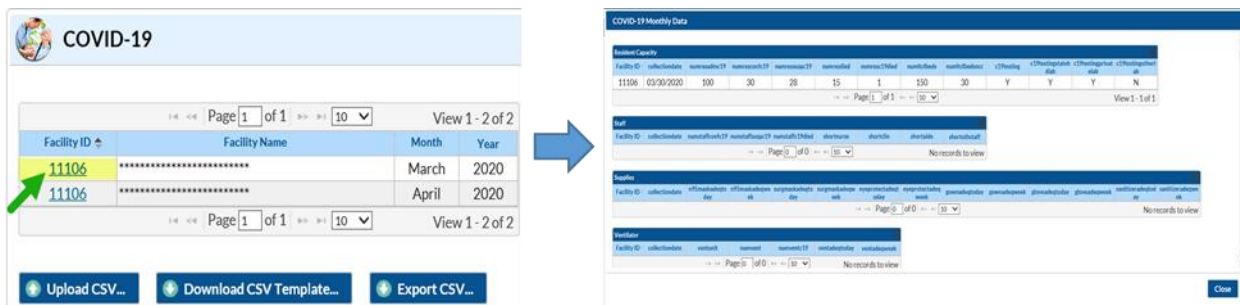


### How to Access COVID-19 Summary Data

**STEP 1:** Select the COVID-19 tab on the left navigation panel to be directed to a new page with a list of facilities who have entered summary data. The list includes facility ID, Month and Year for which data have been entered.



**STEP 2:** On the facility list page, Group Users can view a facility's data by clicking on the Facility ID/month to view the data for that month.



# LONG-TERM CARE FACILITY (LTCF) Health Department Access COVID-19 Module

Dialogue boxes for each of the 4 pathways will appear with the summary data for the selected facility ID which display data for the test facility as shown in the example below.

COVID-19 Monthly Data

Resident Capacity													
Facility ID	collectiondate	numresadmc19	numresconfc19	numressusc19	numresdied	numresc19died	numltcfbeds	numltcfbedsocc	c19testing	c19testingstateh dlab	c19testingprivat elab	c19testingother lab	
11156	02/16/2020	2000	900	900	10000	10000	1200	900	Y	Y	Y	N	
11156	02/17/2020						1200		N	N	N	N	

Page 1 of 1    View 1 - 2 of 2

Staff								
Facility ID	collectiondate	numstaffconfc19	numstaffsusc19	numstaffc19died	shortnurse	shortclin	shortalde	shortothstaff
11156	02/16/2020	900	900	900	N	Y	N	Y

Page 1 of 1    View 1 - 1 of 1

Supplies														
Facility ID	collectiondate	n95maskadeqto day	n95maskadeqwe ek	surgmaskadeqto day	surgmaskadeqwe ek	eyeprotectadeq today	eyeprotectadeq week	gownadeqtoday	gownadeqweek	gloveadeqtoday	gloveadeqweek	sanitizeradeqto day	sanitizeradeqwe ek	
11156	02/16/2020	N	Y	N	Y	Y	Y	Y	Y	Y	Y	N	Y	

Page 1 of 1    View 1 - 1 of 1

Ventilator						
Facility ID	collectiondate	ventunit	numvent	numventc19	ventadeqtoday	ventadeqweek
11156	02/16/2020	Y	900	900	N	Y

Page 1 of 1    View 1 - 1 of 1

Close

Alternatively, groups can export all facilities' data to a CSV file, by selecting the Export CSV button labeled 'A' in the facility list screenshot below.

**COVID-19**

Facility ID	Facility Name	Month	Year
<a href="#">11106</a>	*****	March	2020
<a href="#">11106</a>	*****	April	2020

Page 1 of 1    View 1 - 2 of 2

+ Upload CSV...

+ Download CSV Template...

+ Export CSV... A

# LONG-TERM CARE FACILITY (LTCF) Health Department Access COVID-19 Module

Next select which pathway to export or select 'All' files to send all 4 pathways into a zip folder and click export **(B)**. Data can be analyzed outside the NHSN application using the exported table. Table 1 is a sample table of the summary data from the Resident Impact and Facility Capacity pathway. The table headers represent the data fields in the fillable form. For information on how groups can import/export COVID-19 Module data please see instructions here:

<https://www.cdc.gov/nhsn/pdfs/covid19/lctf/grp-import-csv-508.pdf>.

**Table 1. Resident Capacity Summary Data Export by Facility ID**

orgid	collectiondate	numresadmc19	numresconfc19	numressusp19	numresdied	numresc19died	numlctfbeds	numlctfbedsocc	c19testing	c19testingstatehlab	c19testingprivatelab	c19testingotherlab
11106	4/1/2020	10	3	6	5	2	100	100	N	N	N	N
11106	4/2/2020	0	0	1	0	0	100	100	N	N	N	N
11106	4/22/2020						100	99	N	N	N	N
11106	4/20/2020					0	100		N	N	N	N
11106	4/11/2020	0	5	6	5	2	100	98	N	N	N	N
11106	4/6/2020	1	7	5	4	4	100	97	N	N	N	N
11106	3/30/2020	100	30	28	15	1	150	30	Y	Y	Y	N
11106	4/13/2020	0	0	0	0	0	95	20	Y	Y	Y	N
11106	4/14/2020	2	10	4	5	2	125	10	Y	Y	Y	N
11106	4/15/2020						125		Y	Y	Y	N
11106	4/9/2020						125		Y	Y	Y	N
11106	4/8/2020						125		Y	Y	Y	N
11106	4/7/2020						125		Y	Y	Y	N
11106	4/10/2020						125		Y	Y	Y	N
11106	4/21/2020	3					125		Y	Y	Y	N
11106	4/16/2020	10	10	10	10	10	125	100	Y	Y	Y	N
11156	2/16/2020	2000	900	900	10000	10000	1200	900	Y	Y	Y	N
11156	2/17/2020						1200		N	N	N	N